

Signify Classified - Internal
Cooper Lighting Solutions Photometric Lab
1121 Highway 74 South
Peachtree City, GA 30269



Scaled data based on original data using
LM-79-08 Approved Method: Electrical and Photometric Measurements of Solid-
State Lighting Products

Test Report Prepared for
Cooper Lighting Solutions
(formerly Eaton)

Brand: LUMIERE

Report Number: P10065

Luminaire Tested: **1235E-RD-x-LED**

Issue Date: 05/15/06

Report Generated By 670245982

Test Information

Test Method: LM-79-08
Report Number: P10065
Test Lab: PEACHTREE CITY
Issue Date: 05/15/06
Manufacturer: COOPER LIGHTING SOLUTIONS (FORMERLY EATON)
Product Line: LUMIERE
Catalog Number: 1235E-RD-x-LED
Description: LUMIERE 5 INCH LED STEP LIGHT
WITH EYELID FACEPLATE, SAND BLASTED LENS, WITH OUT REFLECTOR
Light Source: IN TRIANGULAR CONFIGURATION
3 SMT LED CIRCUIT BOARD
Ballast/Driver: -

Summary

Lumens per Lamp: 75 (1 lamp)
Luminaire Lumens: 15.9 lumens
Efficiency: 21.2%
Efficacy: 3.2 lumens/watt
Luminous Opening: Circular (Dia: 0.33' x H: 0')
IES Classification: Type IV - Short - Non-Cutoff
BUG Rating: B0 - U1 - G0

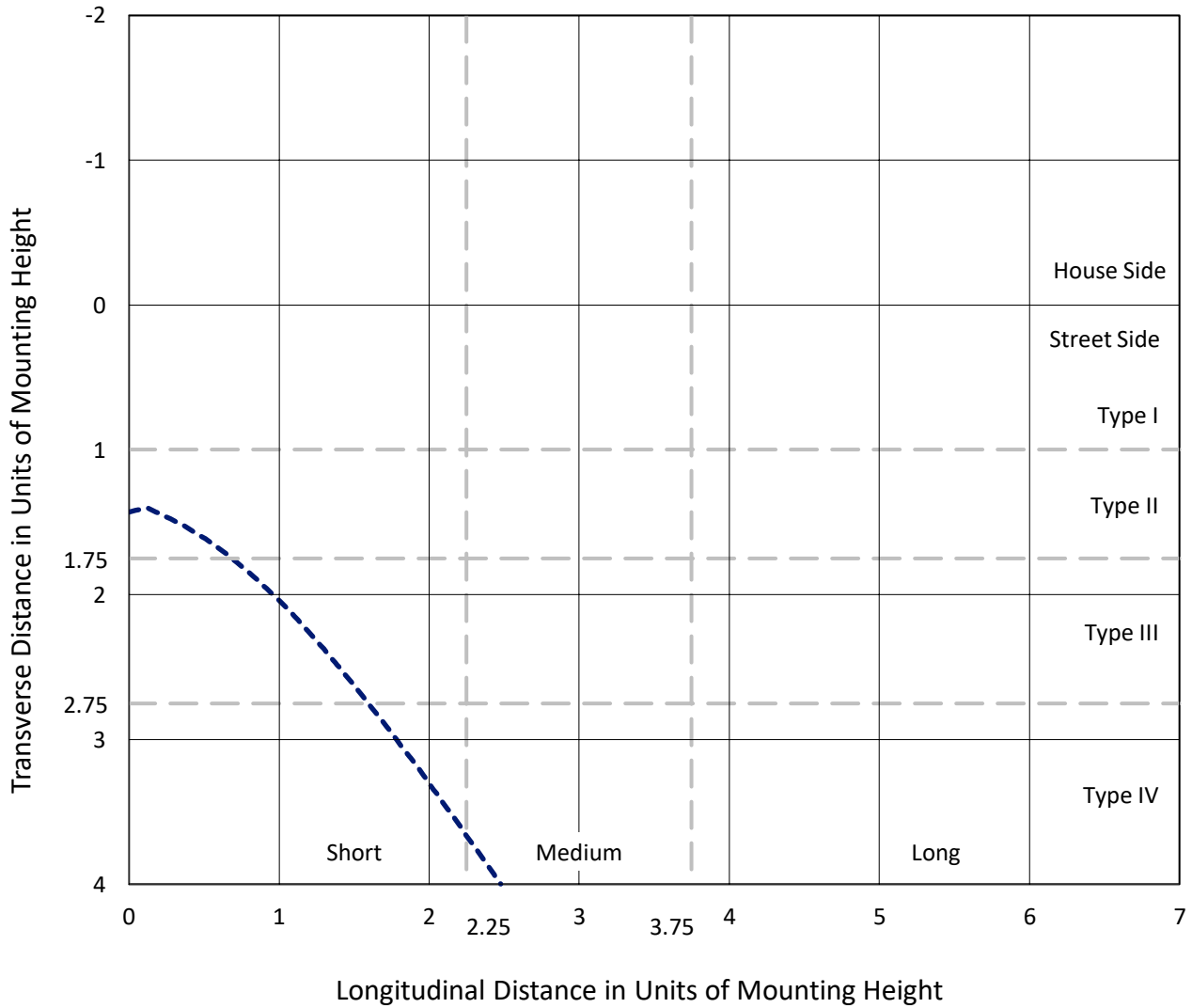
Input Watts (W): 5
Input Voltage (V): NR
Input Current (A_{in}): NR
Voltage Rise (V): NR
Power Factor: NR
Total Harmonic Distortion (THDi): NR
Frequency (hertz): 60
Stabilization Time: NR
Operation Time: NR
Ambient Temperature (°C): NR
Test Distance: 24 FT



REPORT NUMBER: P10065
 CATALOG NUMBER: 1235E-RD-x-LED

Iso-Footcandle Lines of Horizontal Illumination

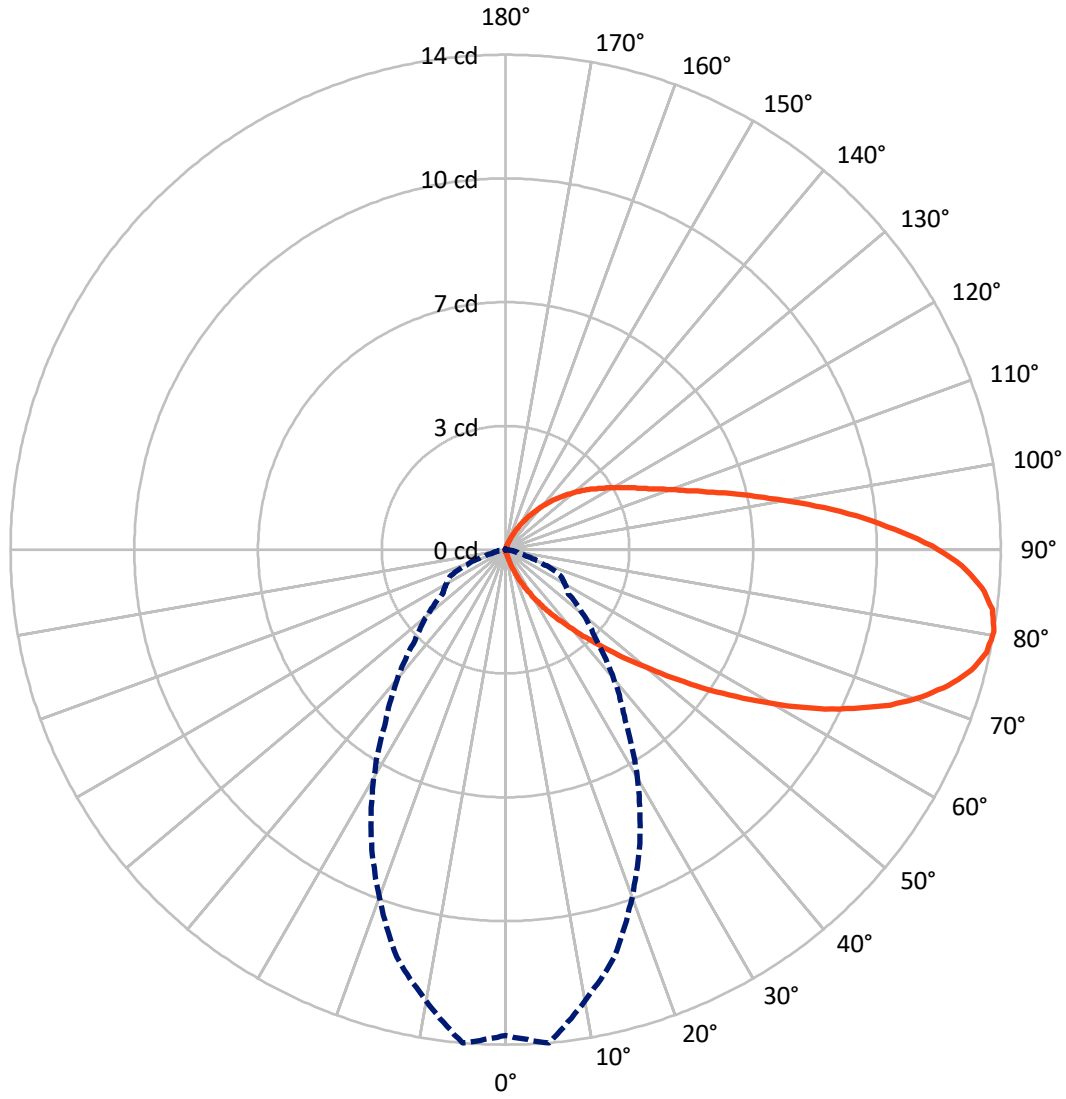
× Max cd
 - - - 1/2 Max cd



Based on 10 foot mounting height. Maximum calculated value = 0 fc
 Type IV - Short - Non-Cutoff

REPORT NUMBER: P10065
CATALOG NUMBER: 1235E-RD-x-LED

Luminous Intensity Polar Plot



— Vertical Plane Through 5-Deg Lateral - - - Horizontal Cone Through 80-Deg Vertical

REPORT NUMBER: P10065
 CATALOG NUMBER: 1235E-RD-x-LED

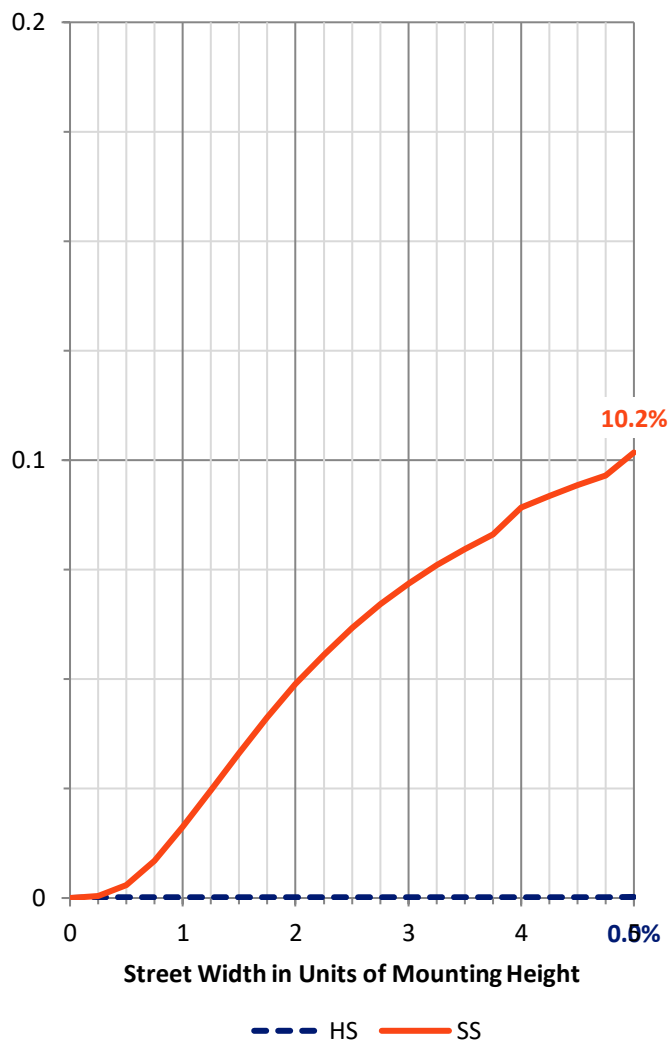
FLUX DISTRIBUTION:

		Downward	Upward	Total
House Side	Lumens	0.0	0.0	0.0
	% Lamp	0.0	0.0	0.1
Street Side	Lumens	10.0	5.9	15.9
	% Lamp	13.3	7.9	21.2
Total	Lumens	10.0	6.0	15.9
	% Lamp	13.3	8.0	21.2

ZONAL LUMENS:

Zone	Lumens	% Fixture	% Lamp
0°-10°	0.0	0.0	0.0
10°-20°	0.0	0.1	0.0
20°-30°	0.1	0.7	0.1
30°-40°	0.3	2.0	0.4
40°-50°	0.7	4.4	0.9
50°-60°	1.3	8.0	1.7
60°-70°	2.0	12.8	2.7
70°-80°	2.7	16.9	3.6
80°-90°	2.8	17.6	3.7
90°-100°	2.2	14.0	3.0
100°-110°	1.5	9.4	2.0
110°-120°	1.0	6.3	1.3
120°-130°	0.7	4.1	0.9
130°-140°	0.4	2.3	0.5
140°-150°	0.2	1.0	0.2
150°-160°	0.0	0.3	0.1
160°-170°	0.0	0.1	0.0
170°-180°	0.0	0.0	0.0
0°-90°	10.0	62.6	13.3
0°-180°	15.9	100.0	21.2

Coefficient of Utilization

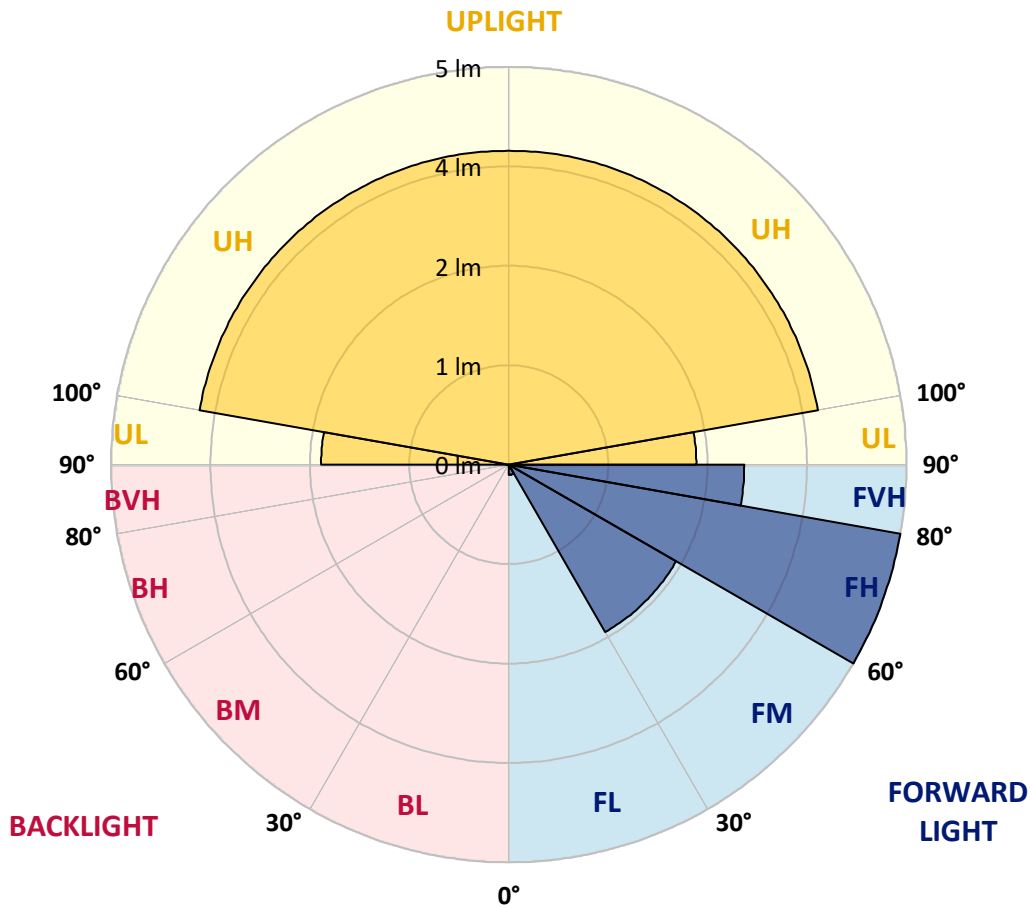


REPORT NUMBER: P10065
 CATALOG NUMBER: 1235E-RD-x-LED

LUMINAIRE CLASSIFICATION SYSTEM LUMEN TABLE AND BUG RATING:

Zone	Lumens	% Lamp	Zone Rating/Lumen Limit		
			B	U	G
FL (0°-30°)	0.1	0.2			
FM (30°-60°)	2.3	3.1			
FH (60°-80°)	4.7	6.3			G0/660
FVH (80°-90°)	2.8	3.7			G0/10
BL (0°-30°)	0.0	0.0	B0/110		
BM (30°-60°)	0.0	0.0	B0/220		
BH (60°-80°)	0.0	0.0	B0/110		G0/110
BVH (80°-90°)	0.0	0.0			G0/10
UL (90°-100°)	2.2	3.0		U1/10	
UH (100°-180°)	3.7	5.0		U1/10	
Trapped Light	59.1	78.8			

BUG Rating: B0-U1-G0
 Type IV Short





REPORT NUMBER: P10065
 CATALOG NUMBER: 1235E-RD-x-LED

CANDELA DISTRIBUTION (FULL):

	0°	5°	15°	25°	35°	45°	55°	65°	75°	85°	90°
0°	0.1	0.1	0.1	0.1	0.1	0.1	0.1	0.1	0.1	0.1	0.1
2.5°	0.0	0.0	0.0	0.0	0.0	0.0	0.0	0.1	0.0	0.0	0.0
5°	0.0	0.0	0.0	0.0	0.0	0.0	0.0	0.1	0.0	0.0	0.0
7.5°	0.0	0.0	0.0	0.0	0.0	0.0	0.0	0.1	0.0	0.0	0.0
10°	0.0	0.0	0.0	0.0	0.0	0.0	0.0	0.1	0.0	0.0	0.0
12.5°	0.1	0.1	0.1	0.1	0.1	0.1	0.1	0.1	0.0	0.0	0.0
15°	0.1	0.1	0.1	0.1	0.1	0.1	0.1	0.1	0.0	0.0	0.0
17.5°	0.3	0.3	0.3	0.2	0.1	0.1	0.1	0.1	0.0	0.0	0.0
20°	0.5	0.5	0.4	0.4	0.2	0.1	0.1	0.1	0.0	0.0	0.0
22.5°	0.7	0.7	0.7	0.5	0.4	0.2	0.1	0.1	0.0	0.0	0.0
25°	1.0	1.0	0.9	0.7	0.6	0.3	0.2	0.1	0.0	0.0	0.0
27.5°	1.2	1.3	1.1	1.0	0.7	0.5	0.2	0.2	0.0	0.0	0.0
30°	1.5	1.6	1.4	1.2	0.9	0.6	0.3	0.2	0.1	0.0	0.0
32.5°	1.8	1.8	1.7	1.4	1.1	0.8	0.4	0.3	0.1	0.0	0.0
35°	2.1	2.2	2.0	1.7	1.3	0.9	0.5	0.4	0.1	0.0	0.0
37.5°	2.5	2.5	2.3	2.0	1.5	1.1	0.6	0.5	0.1	0.0	0.0
40°	2.9	2.9	2.6	2.3	1.8	1.2	0.7	0.6	0.1	0.0	0.0
42.5°	3.3	3.4	3.0	2.5	2.0	1.4	0.8	0.7	0.1	0.0	0.0
45°	3.8	3.9	3.5	2.9	2.2	1.6	1.0	0.8	0.1	0.0	0.0
47.5°	4.4	4.5	4.0	3.3	2.5	1.7	1.1	0.9	0.2	0.0	0.0
50°	5.1	5.2	4.5	3.7	2.7	1.9	1.2	0.9	0.2	0.0	0.0
52.5°	5.9	6.0	5.1	4.1	3.0	2.1	1.3	1.0	0.2	0.0	0.0
55°	6.7	6.9	5.8	4.6	3.3	2.3	1.4	1.1	0.2	0.0	0.0
57.5°	7.6	7.8	6.5	5.1	3.6	2.4	1.5	1.2	0.3	0.0	0.0
60°	8.5	8.7	7.3	5.6	3.9	2.6	1.6	1.3	0.3	0.1	0.0
62.5°	9.4	9.7	8.1	6.1	4.2	2.8	1.7	1.3	0.3	0.1	0.0
65°	10.4	10.6	8.9	6.7	4.5	2.9	1.8	1.4	0.3	0.1	0.0
67.5°	11.2	11.5	9.6	7.2	4.8	3.1	1.9	1.5	0.4	0.1	0.0
70°	12.0	12.2	10.3	7.7	5.1	3.2	1.9	1.5	0.4	0.1	0.0
72.5°	12.6	12.9	10.8	8.1	5.4	3.3	2.0	1.6	0.4	0.1	0.0
75°	13.1	13.4	11.3	8.5	5.6	3.4	2.1	1.6	0.4	0.1	0.0
77.5°	13.4	13.6	11.6	8.7	5.7	3.5	2.1	1.7	0.4	0.1	0.0
80°	13.5	13.7	11.7	8.8	5.8	3.6	2.1	1.7	0.4	0.1	0.0
82.5°	13.4	13.6	11.6	8.8	5.8	3.6	2.2	1.7	0.4	0.1	0.0
85°	13.0	13.3	11.4	8.7	5.7	3.5	2.1	1.7	0.4	0.1	0.0
87.5°	12.4	12.7	10.9	8.3	5.6	3.5	2.1	1.7	0.4	0.1	0.0
90°	11.6	11.8	10.2	7.9	5.3	3.4	2.1	1.6	0.4	0.1	0.0
92.5°	10.7	10.8	9.4	7.3	5.1	3.3	2.0	1.6	0.4	0.1	0.0
95°	9.6	9.8	8.5	6.7	4.7	3.1	2.0	1.5	0.4	0.1	0.0
97.5°	8.5	8.7	7.6	6.1	4.4	3.0	1.9	1.5	0.4	0.1	0.0
100°	7.5	7.7	6.8	5.5	4.1	2.8	1.8	1.4	0.4	0.1	0.0
102.5°	6.7	6.8	6.0	5.0	3.8	2.7	1.7	1.4	0.3	0.1	0.0
105°	5.9	6.0	5.4	4.5	3.5	2.5	1.6	1.3	0.3	0.1	0.0
107.5°	5.3	5.3	4.8	4.1	3.3	2.4	1.5	1.2	0.3	0.1	0.0
110°	4.7	4.8	4.4	3.8	3.0	2.2	1.4	1.1	0.3	0.1	0.0



REPORT NUMBER: P10065
 CATALOG NUMBER: 1235E-RD-x-LED

CANDELA DISTRIBUTION (continued):

	0°	5°	15°	25°	35°	45°	55°	65°	75°	85°	90°
112.5°	4.3	4.3	4.0	3.5	2.8	2.1	1.4	1.1	0.3	0.1	0.0
115°	3.9	4.0	3.7	3.2	2.6	1.9	1.3	1.0	0.2	0.0	0.0
117.5°	3.6	3.7	3.4	3.0	2.4	1.8	1.2	0.9	0.2	0.0	0.0
120°	3.4	3.4	3.1	2.8	2.3	1.7	1.1	0.8	0.2	0.0	0.0
122.5°	3.1	3.1	2.9	2.5	2.1	1.5	1.0	0.8	0.2	0.0	0.0
125°	2.9	2.9	2.7	2.3	1.9	1.4	0.9	0.7	0.1	0.0	0.0
127.5°	2.6	2.7	2.4	2.1	1.7	1.3	0.8	0.6	0.1	0.0	0.0
130°	2.4	2.4	2.2	2.0	1.6	1.1	0.7	0.5	0.1	0.0	0.0
132.5°	2.2	2.2	2.0	1.8	1.4	1.0	0.6	0.5	0.1	0.0	0.0
135°	1.9	2.0	1.8	1.6	1.3	0.9	0.5	0.4	0.1	0.0	0.0
137.5°	1.7	1.7	1.6	1.4	1.1	0.8	0.5	0.3	0.1	0.0	0.0
140°	1.5	1.5	1.4	1.2	0.9	0.7	0.4	0.3	0.1	0.0	0.0
142.5°	1.3	1.3	1.2	1.0	0.8	0.5	0.3	0.2	0.1	0.0	0.0
145°	1.1	1.1	1.0	0.9	0.7	0.4	0.2	0.2	0.1	0.0	0.0
147.5°	0.9	0.9	0.8	0.7	0.5	0.3	0.2	0.1	0.0	0.0	0.0
150°	0.7	0.7	0.6	0.5	0.4	0.3	0.1	0.1	0.0	0.0	0.0
152.5°	0.5	0.5	0.5	0.4	0.3	0.2	0.1	0.1	0.0	0.0	0.0
155°	0.4	0.4	0.3	0.3	0.2	0.1	0.1	0.1	0.0	0.0	0.0
157.5°	0.3	0.3	0.2	0.2	0.1	0.1	0.1	0.1	0.0	0.0	0.0
160°	0.1	0.2	0.1	0.1	0.1	0.1	0.1	0.1	0.0	0.0	0.0
162.5°	0.1	0.1	0.1	0.1	0.1	0.1	0.1	0.1	0.0	0.0	0.0
165°	0.1	0.1	0.1	0.1	0.1	0.1	0.1	0.1	0.0	0.0	0.0
167.5°	0.1	0.1	0.1	0.1	0.1	0.0	0.0	0.1	0.0	0.0	0.0
170°	0.0	0.0	0.0	0.0	0.0	0.0	0.0	0.1	0.0	0.0	0.0
172.5°	0.0	0.0	0.0	0.0	0.0	0.0	0.0	0.1	0.0	0.0	0.0
175°	0.0	0.0	0.0	0.0	0.0	0.0	0.0	0.1	0.0	0.0	0.0
177.5°	0.0	0.0	0.0	0.0	0.0	0.0	0.0	0.1	0.0	0.0	0.0
180°	0.0	0.0	0.0	0.0	0.0	0.0	0.0	0.0	0.0	0.0	0.0



REPORT NUMBER: P10065
 CATALOG NUMBER: 1235E-RD-x-LED

CANDELA DISTRIBUTION (continued):

	95°	105°	115°	125°	135°	145°	155°	165°	175°	180°
0°	0.1	0.1	0.1	0.1	0.1	0.1	0.1	0.1	0.1	0.1
2.5°	0.0	0.0	0.0	0.0	0.0	0.0	0.0	0.0	0.0	0.0
5°	0.0	0.0	0.0	0.0	0.0	0.0	0.0	0.0	0.0	0.0
7.5°	0.0	0.0	0.0	0.0	0.0	0.0	0.0	0.0	0.0	0.0
10°	0.0	0.0	0.0	0.0	0.0	0.0	0.0	0.0	0.0	0.0
12.5°	0.0	0.0	0.0	0.0	0.0	0.0	0.0	0.0	0.0	0.0
15°	0.0	0.0	0.0	0.0	0.0	0.0	0.0	0.0	0.0	0.0
17.5°	0.0	0.0	0.0	0.0	0.0	0.0	0.0	0.0	0.0	0.0
20°	0.0	0.0	0.0	0.0	0.0	0.0	0.0	0.0	0.0	0.0
22.5°	0.0	0.0	0.0	0.0	0.0	0.0	0.0	0.0	0.0	0.0
25°	0.0	0.0	0.0	0.0	0.0	0.0	0.0	0.0	0.0	0.0
27.5°	0.0	0.0	0.0	0.0	0.0	0.0	0.0	0.0	0.0	0.0
30°	0.0	0.0	0.0	0.0	0.0	0.0	0.0	0.0	0.0	0.0
32.5°	0.0	0.0	0.0	0.0	0.0	0.0	0.0	0.0	0.0	0.0
35°	0.0	0.0	0.0	0.0	0.0	0.0	0.0	0.0	0.0	0.0
37.5°	0.0	0.0	0.0	0.0	0.0	0.0	0.0	0.0	0.0	0.0
40°	0.0	0.0	0.0	0.0	0.0	0.0	0.0	0.0	0.0	0.0
42.5°	0.0	0.0	0.0	0.0	0.0	0.0	0.0	0.0	0.0	0.0
45°	0.0	0.0	0.0	0.0	0.0	0.0	0.0	0.0	0.0	0.0
47.5°	0.0	0.0	0.0	0.0	0.0	0.0	0.0	0.0	0.0	0.0
50°	0.0	0.0	0.0	0.0	0.0	0.0	0.0	0.0	0.0	0.0
52.5°	0.0	0.0	0.0	0.0	0.0	0.0	0.0	0.0	0.0	0.0
55°	0.0	0.0	0.0	0.0	0.0	0.0	0.0	0.0	0.0	0.0
57.5°	0.0	0.0	0.0	0.0	0.0	0.0	0.0	0.0	0.0	0.0
60°	0.0	0.0	0.0	0.0	0.0	0.0	0.0	0.0	0.0	0.0
62.5°	0.0	0.0	0.0	0.0	0.0	0.0	0.0	0.0	0.0	0.0
65°	0.0	0.0	0.0	0.0	0.0	0.0	0.0	0.0	0.0	0.0
67.5°	0.0	0.0	0.0	0.0	0.0	0.0	0.0	0.0	0.0	0.0
70°	0.0	0.0	0.0	0.0	0.0	0.0	0.0	0.0	0.0	0.0
72.5°	0.0	0.0	0.0	0.0	0.0	0.0	0.0	0.0	0.0	0.0
75°	0.0	0.0	0.0	0.0	0.0	0.0	0.0	0.0	0.0	0.0
77.5°	0.0	0.0	0.0	0.0	0.0	0.0	0.0	0.0	0.0	0.0
80°	0.0	0.0	0.0	0.0	0.0	0.0	0.0	0.0	0.0	0.0
82.5°	0.0	0.0	0.0	0.0	0.0	0.0	0.0	0.0	0.0	0.0
85°	0.0	0.0	0.0	0.0	0.0	0.0	0.0	0.0	0.0	0.0
87.5°	0.0	0.0	0.0	0.0	0.0	0.0	0.0	0.0	0.0	0.0
90°	0.0	0.0	0.0	0.0	0.0	0.0	0.0	0.0	0.0	0.0
92.5°	0.0	0.0	0.0	0.0	0.0	0.0	0.0	0.0	0.0	0.0
95°	0.0	0.0	0.0	0.0	0.0	0.0	0.0	0.0	0.0	0.0
97.5°	0.0	0.0	0.0	0.0	0.0	0.0	0.0	0.0	0.0	0.0
100°	0.0	0.0	0.0	0.0	0.0	0.0	0.0	0.0	0.0	0.0
102.5°	0.0	0.0	0.0	0.0	0.0	0.0	0.0	0.0	0.0	0.0
105°	0.0	0.0	0.0	0.0	0.0	0.0	0.0	0.0	0.0	0.0
107.5°	0.0	0.0	0.0	0.0	0.0	0.0	0.0	0.0	0.0	0.0
110°	0.0	0.0	0.0	0.0	0.0	0.0	0.0	0.0	0.0	0.0



REPORT NUMBER: P10065
 CATALOG NUMBER: 1235E-RD-x-LED

CANDELA DISTRIBUTION (continued):

	95°	105°	115°	125°	135°	145°	155°	165°	175°	180°
112.5°	0.0	0.0	0.0	0.0	0.0	0.0	0.0	0.0	0.0	0.0
115°	0.0	0.0	0.0	0.0	0.0	0.0	0.0	0.0	0.0	0.0
117.5°	0.0	0.0	0.0	0.0	0.0	0.0	0.0	0.0	0.0	0.0
120°	0.0	0.0	0.0	0.0	0.0	0.0	0.0	0.0	0.0	0.0
122.5°	0.0	0.0	0.0	0.0	0.0	0.0	0.0	0.0	0.0	0.0
125°	0.0	0.0	0.0	0.0	0.0	0.0	0.0	0.0	0.0	0.0
127.5°	0.0	0.0	0.0	0.0	0.0	0.0	0.0	0.0	0.0	0.0
130°	0.0	0.0	0.0	0.0	0.0	0.0	0.0	0.0	0.0	0.0
132.5°	0.0	0.0	0.0	0.0	0.0	0.0	0.0	0.0	0.0	0.0
135°	0.0	0.0	0.0	0.0	0.0	0.0	0.0	0.0	0.0	0.0
137.5°	0.0	0.0	0.0	0.0	0.0	0.0	0.0	0.0	0.0	0.0
140°	0.0	0.0	0.0	0.0	0.0	0.0	0.0	0.0	0.0	0.0
142.5°	0.0	0.0	0.0	0.0	0.0	0.0	0.0	0.0	0.0	0.0
145°	0.0	0.0	0.0	0.0	0.0	0.0	0.0	0.0	0.0	0.0
147.5°	0.0	0.0	0.0	0.0	0.0	0.0	0.0	0.0	0.0	0.0
150°	0.0	0.0	0.0	0.0	0.0	0.0	0.0	0.0	0.0	0.0
152.5°	0.0	0.0	0.0	0.0	0.0	0.0	0.0	0.0	0.0	0.0
155°	0.0	0.0	0.0	0.0	0.0	0.0	0.0	0.0	0.0	0.0
157.5°	0.0	0.0	0.0	0.0	0.0	0.0	0.0	0.0	0.0	0.0
160°	0.0	0.0	0.0	0.0	0.0	0.0	0.0	0.0	0.0	0.0
162.5°	0.0	0.0	0.0	0.0	0.0	0.0	0.0	0.0	0.0	0.0
165°	0.0	0.0	0.0	0.0	0.0	0.0	0.0	0.0	0.0	0.0
167.5°	0.0	0.0	0.0	0.0	0.0	0.0	0.0	0.0	0.0	0.0
170°	0.0	0.0	0.0	0.0	0.0	0.0	0.0	0.0	0.0	0.0
172.5°	0.0	0.0	0.0	0.0	0.0	0.0	0.0	0.0	0.0	0.0
175°	0.0	0.0	0.0	0.0	0.0	0.0	0.0	0.0	0.0	0.0
177.5°	0.0	0.0	0.0	0.0	0.0	0.0	0.0	0.0	0.0	0.0
180°	0.0	0.0	0.0	0.0	0.0	0.0	0.0	0.0	0.0	0.0

(END OF REPORT)